

Bicycle Rules to Follow in Japan

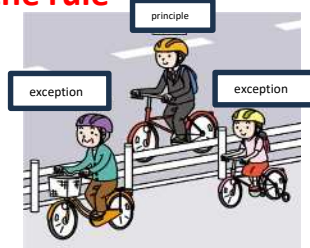


Saga Prefecture traffic safety mascot: Manya

Bicycle Usage Rules

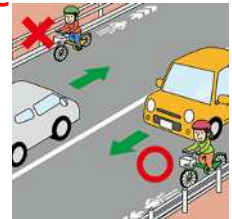
1 Cycling on the sidewalk is the exception, not the rule

Where there is a clear distinction between the sidewalk and the road, cyclists should ride on the road.



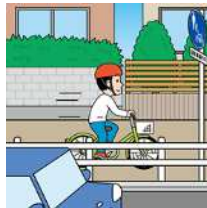
2 Ride on the left side

Cyclists must ride on the left side of the road. Be careful of cars overtaking you from your right.



3 Ride slowly on sidewalks and ride close to the road

When cycling on the sidewalk, ride at a pace at which you can stop instantly. Ride on the side near the road and do not hinder pedestrians.



4 Observe Safety Rules DUI, Two on one bike, and riding side by side are all prohibited.

If you drink, don't ride your bike. If you are going to ride a bike, don't drink.



Lights on when its dark out.
Turn on your lights after sunset, and make your presence known to others using reflective materials.



Stop at intersections and obey traffic lights

Many bike accidents happen at intersections. Please stop at intersections and obey the traffic lights.



5 Wear a helmet

Please wear a helmet when riding a bicycle. This applies to all age groups.



Penalties for traffic violations by bicyclist were strengthened!

Riding a bicycle while using a smartphone

- Violation -

Imprisonment for up to 6 months or a fine of up to ¥100,000

- Violation causing traffic hazard -

Imprisonment for up to 1 year or a fine of up to ¥300,000

Riding a bicycle while holding a smartphone or the like in hand, calling with it, or focusing on images displayed on the screen while riding are now subject to penalties.

※Does not apply when the bicycle is standing still



Riding under the influence of alcohol / /

- Violators • Bicycle provider —

Imprisonment for up to 3 years or a fine of up to ¥500,000

- Alcohol provider/passenger-

Imprisonment for up to 2 years or a fine of up to ¥300,000

